



# PREPARATION AND SELF-ADMINISTRATION INSTRUCTIONS

**CINRYZE®**  
*C1 esterase inhibitor (human)*



# TAKE CONTROL OF HEREDITARY ANGIOEDEMA (HAE) TREATMENT WITH FLEXIBLE ADMINISTRATION

Choosing to treat with CINRYZE® (C1 esterase inhibitor [human]) can offer people with HAE more options to administer at home or away. Through Path to Independence™, infusion nurses are available for hands-on training and ongoing support for you and your caregiver(s) throughout the training process to help ensure that you are comfortable with CINRYZE administration.

**You and your caregiver(s) should only administer after being trained by a healthcare provider.**

Once you learn the administration process from a healthcare provider, you can follow the instructions in this brochure. The Full Prescribing Information, [available here](#), contains the complete list of step-by-step instructions as well.

**Remember, sticking to the prescribed treatment schedule that you and your doctor agreed upon is necessary to help prevent HAE attacks.**

**To help stay on track with treatment, use a calendar, planner, or journal to keep records of your administration schedule, appointments, and supply order reminders.**

## Indication

CINRYZE® (C1 esterase inhibitor [human]) is an injectable prescription medicine that is used to help prevent swelling and/or painful attacks in children (6 years of age and older), teenagers and adults with Hereditary Angioedema (HAE).

## Important Safety Information

You should not use CINRYZE if you have had life-threatening immediate hypersensitivity reactions, including anaphylaxis, to the product.

**Please see the complete Important Safety Information on page 11. For additional safety information, please click [here](#) for Full Prescribing Information and discuss with your doctor.**

**CINRYZE®**  
C1 esterase inhibitor (human)

# DOSING

## Dosing of CINRYZE

	Adults and adolescents (12 years old and above)	Children (6 to 11 years old)
<b>Dose</b>	<b>1,000 International Units (IU) intravenous</b> For people with HAE who have not responded adequately to 1,000 IU of CINRYZE, doses up to 2,000 IU (not exceeding 80 IU/kg) may be considered based on individual response	<b>500 IU intravenous</b> The dose may be adjusted according to individual response, up to 1,000 IU
<b>Dosing regimen</b>	Administered every 3 or 4 days	
<b>Infusion rate</b>	1 mL/min (10 minutes)	1 mL/min (5 minutes)

**Note:** Your healthcare provider may decide that you or your loved one may require higher doses of CINRYZE. You should always follow the specific instructions given by your healthcare provider.

## PREPARATION OF CINRYZE®

Wash your hands before you begin. Ensure you are working on a flat surface and your work area is thoroughly cleaned and germ-free throughout the process.

- **Prior to preparation, CINRYZE should be stored at 36°F to 77°F (2°C to 25°C) and protected from light**
- Visually inspect CINRYZE after preparation. CINRYZE should be colorless to slightly blue and free from particles. Do not administer if cloudy or discolored
- Each CINRYZE vial is for single use only. CINRYZE does not contain a preservative. Any vial that has been entered should be used promptly. Partially used vials should be discarded in accordance with biohazard procedures
- Do not mix CINRYZE with other materials
- Do not use if frozen
- Do not use after expiration date
- CINRYZE should be administered within 3 hours of preparation

Call your healthcare provider or pharmacist if you have any questions on the preparation or self-administration of CINRYZE. **You should only self-administer after being trained by a healthcare provider.**

**CINRYZE®**  
C1 esterase inhibitor (human)

# PREPARATION OF CINRYZE®

## Supplies needed:

CINRYZE



Sterile Water for Injection, USP (diluent, 5 mL)



Mix2Vial® Transfer Devices



Alcohol Prep Pads (wipes)



10-mL Silicone-free Syringe

A silicone-free syringe is recommended for preparation and administration of CINRYZE

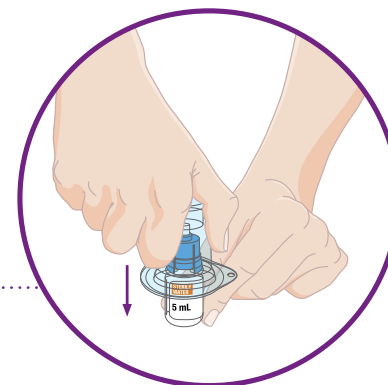


Adults and adolescents (12 years old and above) 1,000 IU dose	2 vials	2 vials	2	4	1
Children (6 to 11 years old) 500 IU dose	1 vial	1 vial	1	2	1

- Let the vial(s) of CINRYZE® (C1 esterase inhibitor [human]) and the vial(s) of Sterile Water for Injection, USP (diluent) reach room temperature.
- Remove the caps from the vial(s) of CINRYZE and the Sterile Water for Injection, USP (diluent) to show the center part of the rubber stopper.
- Wipe the top of each vial with an alcohol wipe or swab, and allow it to dry. Do not blow on the stopper to dry it faster. Place each vial on a flat surface. After cleaning, do not touch the rubber stopper with your hand or allow it to touch any surface.
- Remove the protective covering from the top of the Mix2Vial® device package(s). Do not remove the device from the package.
- Sterile Water for Injection, USP (diluent) vial must be penetrated before the CINRYZE vial to prevent loss of vacuum.**

Place the Sterile Water for Injection, USP (diluent) vial on a flat surface, and insert the blue end of the Mix2Vial device into the diluent vial, pushing down until the spike penetrates the rubber stopper and the device snaps in place. □..... The Mix2Vial device must be positioned completely upright before penetrating the rubber stopper.

Remove the plastic package from the Mix2Vial device and discard it. Take care not to touch the exposed end of the device.



Please see the complete Important Safety Information on page 11. For additional safety information, please click [here](#) for Full Prescribing Information and discuss with your doctor.

**CINRYZE®**  
C1 esterase inhibitor (human)

## PREPARATION OF CINRYZE® (cont'd)

- 6** Place the vial of CINRYZE® (C1 esterase inhibitor [human]) on a flat surface. Turn the Sterile Water for Injection, USP (diluent) vial upside down and insert the clear end of the Mix2Vial® device into the CINRYZE vial, pushing down until the spike penetrates the rubber stopper and the device snaps into place. □

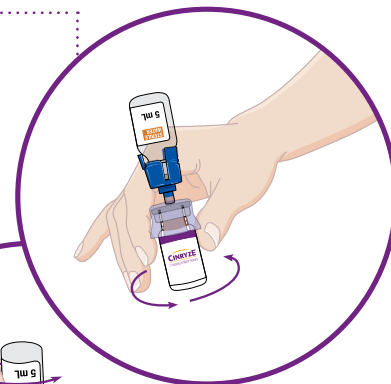
The Mix2Vial device must be positioned completely upright before penetrating the rubber stopper. The Sterile Water for Injection, USP (diluent) will automatically flow into the vial of CINRYZE because the vacuum in the vial will draw the Sterile Water for Injection, USP (diluent) into the CINRYZE vial. **If this does not happen, do not use the product.**



- 7** Once all the Sterile Water for Injection, USP (diluent) is in the CINRYZE vial, gently swirl (do not shake) the CINRYZE vial until all the powder is dissolved. □ Disconnect the Sterile Water for Injection, USP (diluent) vial by turning it counterclockwise. □

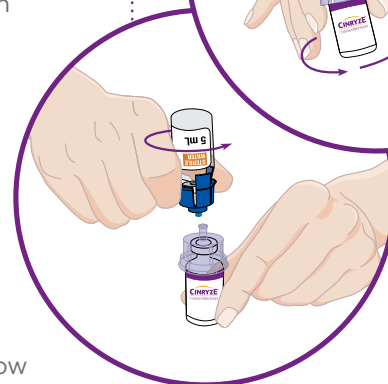
**Do not remove the clear end of the Mix2Vial device from the CINRYZE vial.**

Look at the final solution before using it to make sure that CINRYZE is completely dissolved. The solution should be clear, colorless to slightly blue, and be without any evidence of cloudiness. Do not use if the solution is cloudy or otherwise discolored and call Takeda Pharmaceuticals at 1-877-TAKEDA-7 (1-877-825-3327) for further instructions.



**For a 500 IU dose, prepare 1 vial of CINRYZE.**

**For doses of 1,000 IU or above, prepare additional vials of CINRYZE (1 vial for each 500 IU dose required).** Repeat steps 5-7 using a new Mix2Vial device for each 500 IU dose of CINRYZE. **Do not reuse the Mix2Vial transfer device.**



**Note:** If your doctor has prescribed a dose greater than 1,000 IU, be sure to follow the preparation and administration instructions he or she has provided to you.

Call your healthcare provider or pharmacist if you have any questions on the preparation or self-administration of CINRYZE. **You should only self-administer after being trained by a healthcare provider.**

**CINRYZE®**  
C1 esterase inhibitor (human)

## PREPARATION OF CINRYZE® (cont'd)

**8** Utilizing a sterile, disposable 10-mL syringe, draw back the plunger to allow approximately 5 mL of air into the syringe.

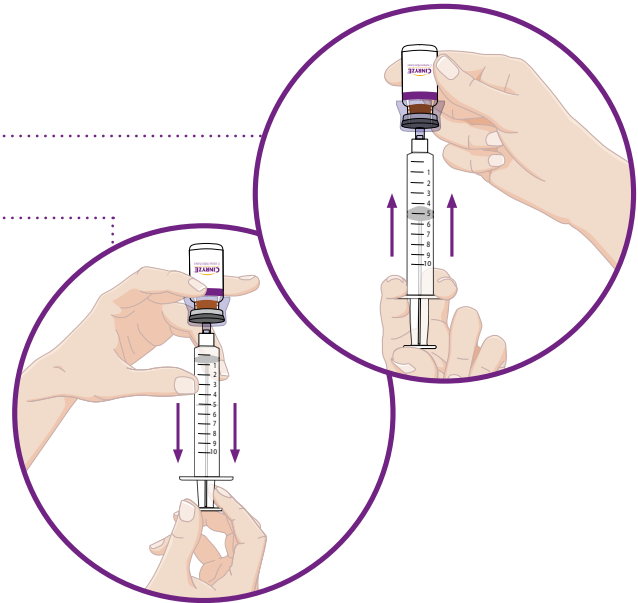
**9** Attach the syringe onto the clear end of the Mix2Vial® device by turning it clockwise. ▣



**10** Turn the CINRYZE vial upside down, and inject air into the vial. ▣

Slowly pull as much dissolved CINRYZE as possible into the syringe. ▣

*Continued on next page.*



Please see the complete Important Safety Information on page 11. For additional safety information, please click [here](#) for Full Prescribing Information and discuss with your doctor.

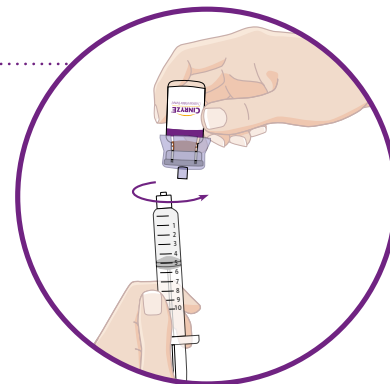
**CINRYZE®**  
C1 esterase inhibitor (human)

## PREPARATION OF CINRYZE® (cont'd)

While holding the vial upside down, detach the syringe from the vial by turning it counterclockwise and releasing it from the Mix2Vial® device. □

Remove any air bubbles by gently tapping the syringe with your finger and slowly pushing the air out of the syringe.

**If preparing a 1,000 IU dose (2 vials), repeat steps 8-10 with a second vial of CINRYZE to make one complete dose of 10 mL.**



11

Dispose of the vial(s) with the Mix2Vial device(s) attached.

CINRYZE should be administered at room temperature promptly after preparation in the syringe.

Call your healthcare provider or pharmacist if you have any questions on the preparation or self-administration of CINRYZE. **You should only self-administer after being trained by a healthcare provider.**

**CINRYZE®**  
C1 esterase inhibitor (human)

# SELF-ADMINISTRATION OF CINRYZE®

A healthcare provider will teach you the proper technique to safely administer CINRYZE® (C1 esterase inhibitor [human]). It is important that CINRYZE is injected directly into a superficial vein (intravenous injection) and not injected into surrounding tissues or an artery.

CINRYZE should be administered at room temperature promptly after preparation in the syringe.

## Supplies needed:



Dissolved CINRYZE in  
10-mL Silicone-free Syringe



Infusion Set With  
Winged Adapter  
(butterfly needle with tubing)



Tourniquet



Alcohol Prep Pads  
(wipes)



Stopwatch



Medical Tape



Bandages



Sharps Container

Please see the complete Important Safety Information on page 11. For additional safety information, please click [here](#) for Full Prescribing Information and discuss with your doctor.

**CINRYZE®**  
C1 esterase inhibitor (human)

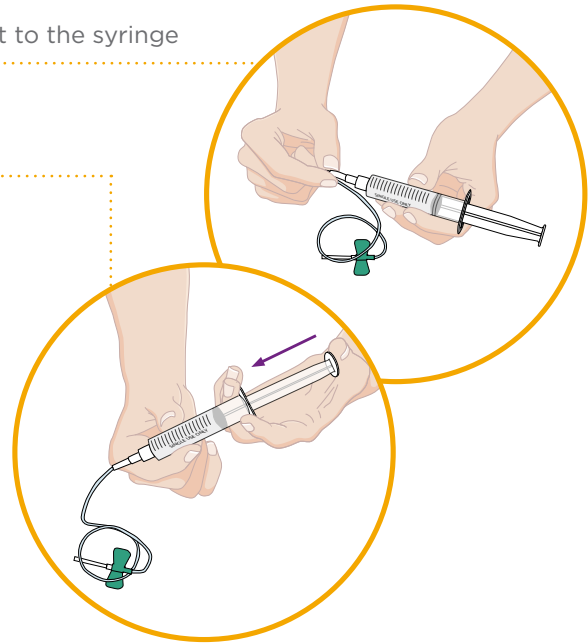


## SELF-ADMINISTRATION OF CINRYZE® (cont'd)

1

Remove the plastic cap on the infusion set, and attach the infusion set to the syringe containing the dissolved CINRYZE® solution. □

Fill the tubing with dissolved CINRYZE by gently pushing the plunger of the syringe, being careful not to spill. This process replaces the air in the tubing with dissolved CINRYZE. □



2

Apply a tourniquet and prepare the injection site by wiping the skin well with an alcohol wipe.

### Important Safety Information (cont'd)

Allergic reactions may occur with CINRYZE. Call your healthcare provider or get emergency support services right away if you have any of the following symptoms:

- wheezing
- difficulty breathing
- chest tightness
- turning blue (look at lips and gums)
- fast heartbeat
- swelling of the face
- faintness
- rash
- hives

Call your healthcare provider or pharmacist if you have any questions on the preparation or self-administration of CINRYZE. **You should only self-administer after being trained by a healthcare provider.**

**CINRYZE®**  
C1 esterase inhibitor (human)

## SELF-ADMINISTRATION OF CINRYZE® (cont'd)

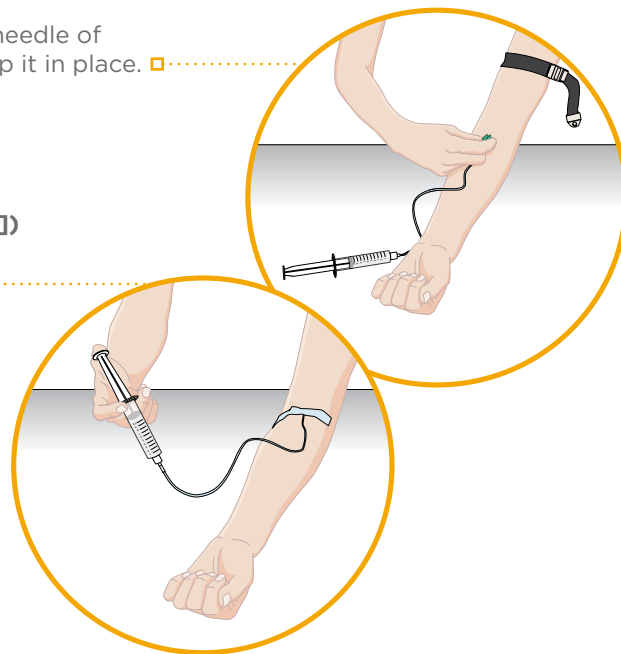
3

As instructed by a healthcare provider, insert the butterfly needle of the infusion set tubing into the vein. Tape the needle to keep it in place. □

Remove the tourniquet.

**Make sure that the needle is in a vein.**

**Inject the dissolved CINRYZE® (C1 esterase inhibitor [human]) slowly over 5 minutes for a 500 IU dose, or over 10 minutes for a 1,000 IU dose (approximately 1 mL/min). □**



4

After infusing CINRYZE, remove the infusion set and discard. Cover the infusion site with a bandage. The amount of drug product left in the infusion set will not affect the treatment.

Dispose of all unused solution and empty vials. The used butterfly needle and syringe should be disposed of in an appropriate sharps container to ensure safe disposal and handling.

It is a good idea to record the lot number on the label of the CINRYZE vial every time you use CINRYZE.

Please see the complete Important Safety Information on page 11. For additional safety information, please click [here](#) for Full Prescribing Information and discuss with your doctor.

**CINRYZE®**  
C1 esterase inhibitor (human)

## Indication

CINRYZE® (C1 esterase inhibitor [human]) is an injectable prescription medicine that is used to help prevent swelling and/or painful attacks in children (6 years of age and older), teenagers and adults with Hereditary Angioedema (HAE).

## Important Safety Information

You should not use CINRYZE if you have had life-threatening immediate hypersensitivity reactions, including anaphylaxis, to the product.

Tell your healthcare provider about all of your medical conditions, including if you

- have an indwelling catheter/access device in one of your veins.
- have a history of blood clots, heart disease, or stroke.
- are taking birth control pills or androgens.
- are pregnant or planning to become pregnant. It is not known if CINRYZE can harm your unborn baby.
- are breastfeeding or plan to breastfeed. It is not known if CINRYZE passes into your milk and if it can harm your baby.

**Allergic reactions may occur with CINRYZE. Call your healthcare provider or get emergency support services right away if you have any of the following symptoms:**

- wheezing
- difficulty breathing
- chest tightness
- turning blue (look at lips and gums)
- fast heartbeat
- swelling of the face
- faintness
- rash
- hives

Serious blood clots may occur with CINRYZE. Call your healthcare provider or get emergency support services right away if you have any of the following symptoms:

- pain and/or swelling of an arm or leg with warmth over the affected area
- discoloration of an arm or leg
- unexplained shortness of breath
- chest pain or discomfort that worsens on deep breathing
- unexplained rapid heart rate
- numbness or weakness on one side of the body

Because CINRYZE is made from human blood, it may carry a risk of transmitting infectious agents, e.g., viruses and, theoretically, the Creutzfeldt-Jakob disease (CJD) agent.

The most common side effects seen with CINRYZE were headache, nausea, rash, and vomiting. These are not all the possible side effects of CINRYZE. Tell your healthcare provider about any side effect that bothers you or that does not go away. You are encouraged to report negative side effects of prescription drugs to the FDA. Visit [www.fda.gov/medwatch](http://www.fda.gov/medwatch), or call 1-800-FDA-1088.

**For additional safety information, please click [here](#) for Full Prescribing Information and discuss with your doctor.**

**You are encouraged to report negative side effects of prescription drugs to the FDA. Visit [www.fda.gov/medwatch](http://www.fda.gov/medwatch), or call 1-800-FDA-1088.**

  
CINRYZE®  
C1 esterase inhibitor (human)



**Path to Independence™ is a training program designed to help teach people with HAE and their caregiver(s) how to self-administer or administer CINRYZE.**

For more information, contact your OnePath® Patient Support Manager at 1-866-888-0660.

**Please see the complete Important Safety Information on page 11. For additional safety information, please click [here](#) for Full Prescribing Information and discuss with your doctor.**



Mix2Vial® and the exterior configuration of the drug delivery device are trademarks of West Pharmaceutical Services, Inc., or one of its subsidiaries, and are used with permission.

©2023 Takeda Pharmaceuticals U.S.A., Inc., 300 Shire Way, Lexington, MA 02421. 1-877-TAKEDA-7 (1-877-825-3327). All rights reserved. TAKEDA® and the TAKEDA Logo® are registered trademarks of Takeda Pharmaceutical Company Limited. CINRYZE® and the CINRYZE Logo® are registered trademarks of Viropharma Biologics LLC. ONEPATH®, the ONEPATH Logo®, and Path to Independence are trademarks or registered trademarks of Shire Human Genetic Therapies, Inc.

US-CIN-0159v1.0 07/23

The CINRYZE logo features the word "CINRYZE" in a large, bold, purple, sans-serif font. Above the letters "I" and "N" is a yellow, curved line. Below the word "CINRYZE" is a thin yellow horizontal line, and underneath that is the text "C1 esterase inhibitor (human)" in a purple, italicized serif font.

**CINRYZE®**  
*C1 esterase inhibitor (human)*